







COMMON MODE EMI SUPPRESSION INDUCTORS



-  Low profile or vertical mounting available
-  Windings balanced within one percent
-  For use in switching power supply input filter circuits
-  Dielectric strength 1250V_{RMS}
-  Designed with 3.0mm minimum creep distance between windings

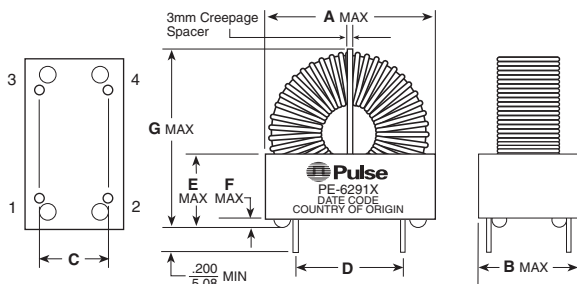
Electrical Specifications @ 25°C— Operating Temperature -40° to +130° C

Low Profile Part Number	Vertical Mount Part Number	Rated RMS Current ¹ (Amps)	Load VA ² at RMS Line		Inductance at 1kHz (mH MIN)	Test Level Volts RMS 1.0 kHz	Leakage Inductance 130kHz (μH MIN)	DCR Max. each WDG (Ω)	Package Number	Lead Diameter Inches ±.003	
			117 V	220 V						Low Profile	Vertical Mount
PE-62891	PE-62911	1.8	210	420	10.0	0.50	130	0.240	1	0.032	0.032
PE-62892	PE-62912	3.5	400	800	3.0	0.20	35	0.060	1	0.032	0.032
PE-62893	PE-62913	6.0	700	1400	1.0	0.08	12	0.020	1	0.036	0.036
—	PE-62914	2.6	300	600	16.0	1.00	180	0.160	2	0.032	0.040
PE-62895	PE-62915	3.2	375	750	8.0	0.50	90	0.120	2	0.032	0.040
PE-62896	PE-62916	5.2	600	1200	4.0	0.20	45	0.040	2	0.036	0.036
PE-62897	PE-62917	7.5	875	1750	2.0	0.08	25	0.020	2	0.047	0.047

NOTES: 1. Rated RMS current for 40°C rise at any input voltage. 2. **Caution** — do not exceed rated RMS current ratings. 3. To order a RoHS compliant part, add the suffix “NL” to the part number (i.e. PE-62891 becomes PE-62891NL).

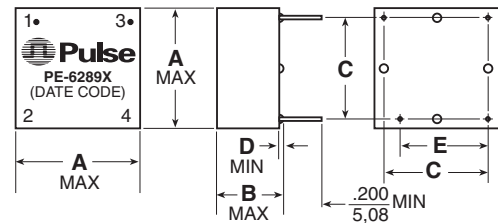
Mechanicals

Vertical Package



Package Number	A	B	C	D	E	F	G
1	1.15 29,21	.560 14,22	.400 10,15	.800 20,32	.45 11,43	.015 0,38	1.15 29,21
2	1.44 36,57	.800 20,32	.600 15,24	.900 22,86	.70 17,78	.030 0,76	1.50 38,10

Low Profile Package



Package Number	A	B	C	D	E
1	1.25 31,75	.600 15,24	1.00 25,40	.015 0,38	.900 22,86
2	1.50 38,10	.800 20,32	1.28 32,51	.010 0,25	1.083 27,50

Schematic



Unless otherwise specified, all tolerances are ± .010/0,25

Dimensions: Inches mm

For More Information:

Pulse Worldwide Headquarters

12220 World Trade Dr.
San Diego, CA 92128
U.S.A.

www.pulseeng.com

TEL: 858 674 8100
FAX: 858 674 8262

Pulse Europe

Einsteinstrasse 1
D-71083 Herrenberg
Germany

Tel: 49 7032 7806 116
Fax: 49 7032 7806 135

Pulse China Headquarters

No. 1
Industrial District
Changan, Dongguan
China

Tel: 86 769 85538070
Fax: 86 769 85538870

Pulse North China

Room 1503
XinYin Building
No. 888 YiShan Rd.
Shanghai 200233
China

Tel: 86 21 54643211/2
Fax: 86 21 54643210

Pulse South Asia

150 Kampong Ampat
#07-01/02
KA Centre
Singapore 368324

Tel: 65 6287 8998
Fax: 65 6280 0080

Pulse North Asia

No. 26
Kao Ching Rd.
Yang Mei Chen
Taoyuan Hsien
Taiwan, R. O. C.

Tel: 886 3 4641811
Fax: 886 3 4641911

Performance warranty of products offered on this data sheet is limited to the parameters specified. Data is subject to change without notice. Other brand and product names mentioned herein may be trademarks or registered trademarks of their respective owners.

© Copyright, 2006. Pulse Engineering, Inc. All rights reserved.

www.pulseeng.com

P592.A (6/06)